

## Manitoba's Labour Force Results Stay Ahead of the National Average

[Chris Ferris](#), Senior Economist  
August 14, 2020

### Bottom Line

For Manitoba and Canada, employment in July 2020 is now within 3 and 4 per cent of their February employment numbers respectively. Thus, we are now emphasizing the analysis of the unemployment rate in July 2020.

**Manitoba's unemployment rate remained below the Canadian average throughout 2020.** In July 2020, Manitoba's (unadjusted) unemployment rate was 9.3 per cent, while Canada's was 11.2 per cent. In fact, when we look at the unemployment rate by every combination of gender and age group, Manitoba's rate was lower than the Canadian average.

For both Manitoba and Canada:

- When we look at the combination of gender and those 15+, 25 to 54, and 55+, women's unemployment rate is higher than men,
- For both genders, the 15 – 24 age group had the highest unemployment rate,
- What bucks the trend is the combination of gender and those 15 – 24: women who are 15 – 24 have a lower unemployment rate than men who are 15 to 24.

When we look at Manitoba's unadjusted unemployment rate by industry, we see that the following industries unemployment rates are lower than the all industries' average.

For goods producing industries:

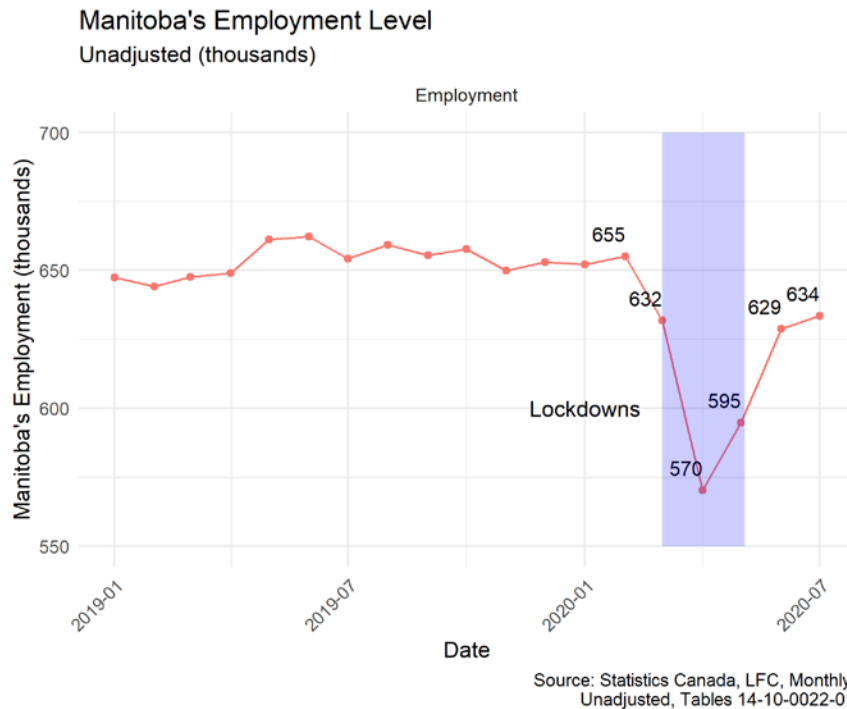
- Manufacturing – Durables (9%)
- Construction (5.3%)
- Manufacturing – Non-Durables (4.3%), and
- Agriculture (1.8%).

For services-producing industries:

- Other services (7.9%),
- Retail Trade (7.8%),
- Professional, scientific and tech services (5.5%),
- Wholesale Trade (4.8%),
- Healthcare and social assistance (2.3%), and
- Public administration (1.8%).

## Analysis of the July 2020 Labour Force Data

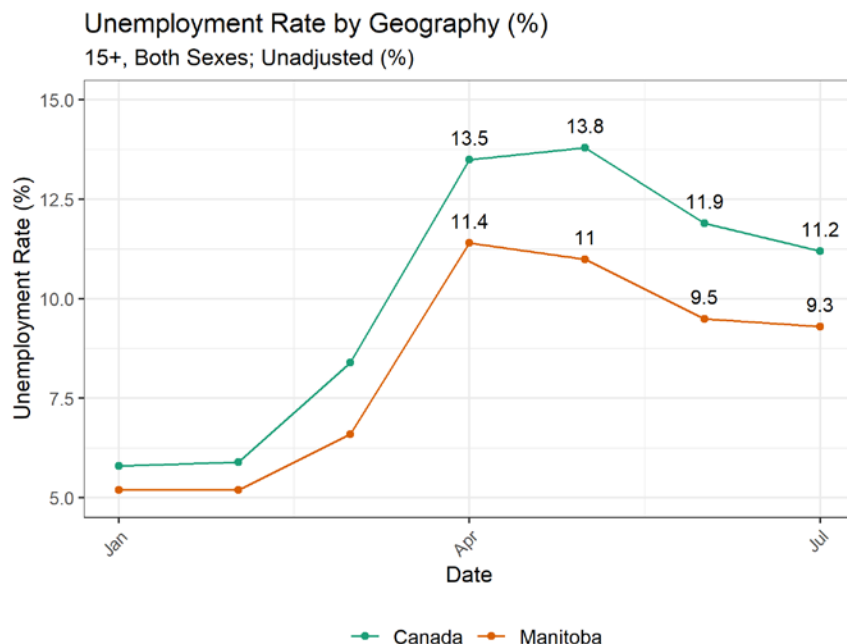
Figure 1: Manitoba's Employment (000's)



Manitoba's unadjusted employment numbers for July 2020 (634 thousand) are only 3 per cent below their level in February 2020 (**Figure 1**). This marks a significant improvement over the low of 570 thousand in April 2020.

Canada's employment numbers for July 2020 (18.1 million) are only 4 per cent below their level in February 2020 (18.9 million). This marks a significant improvement from Canada's April 2020 low of 16 million.

Figure 2: Unemployment Rate by Geography (%)



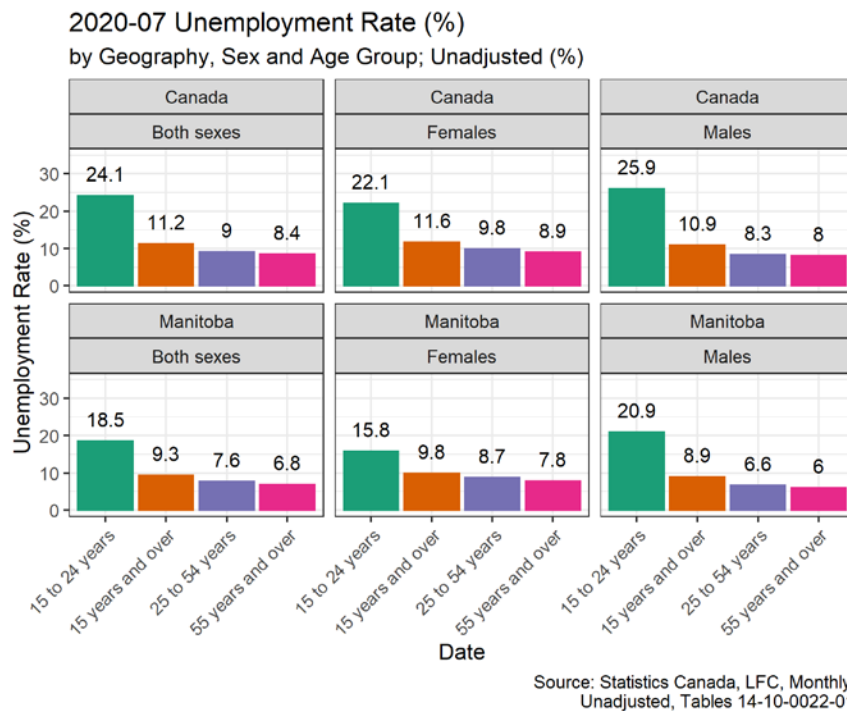
Dating back to the beginning of 2020, Manitoba's unemployment rate has remained below the overall rate in Canada (**Figure 2**).

Manitoba's unemployment rate was 9.3 per cent, while Canada's was 11.2 per cent, a difference of 1.9 points.

When we compare Canada and Manitoba's unemployment rate by gender and age group, Manitoba's

unemployment rate is lower by every combination (**Figure 3**).

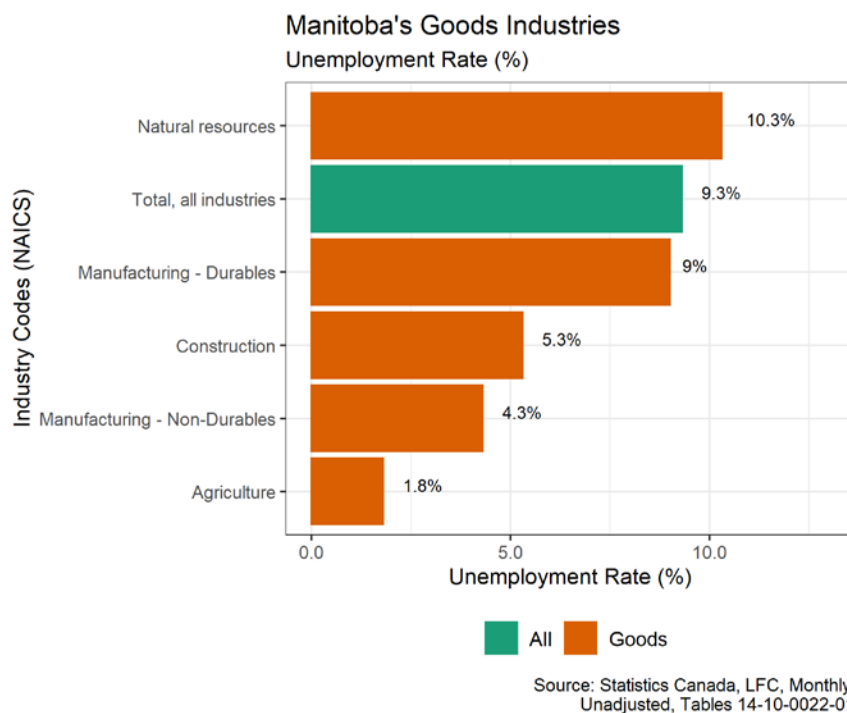
Figure 3: Unemployment Rate by Geography, Gender and Age Group (%)



For both Canada and Manitoba:

- For those aged 15+, 25 to 54, and 55+ women’s unemployment rate is higher than men’s,
- Those aged 15 – 24 had the highest unemployment rate regardless of gender.
- What bucks the trend is the combination of gender and those aged 15 – 24: in this case, women have a lower unemployment rate than men.

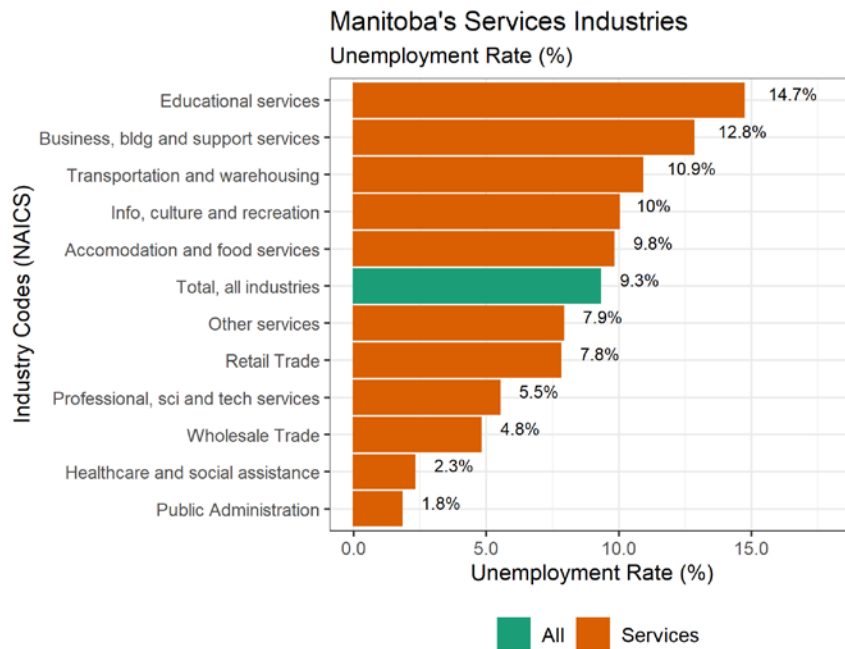
Figure 4: Manitoba's Goods Industries, July 2020 Unemployment Rate (%)



When we look at Manitoba’s unemployment rates by goods industries, we see the rate for **natural resources** (10.3 per cent) exceeds the all industries average (**Figure 4**).

**Durable Goods Manufacturing (9%), Construction (5.3%), Non-durable manufacturing (4.3%), and agriculture (1.8%) all have better than average unemployment rates.**

Figure 5: Manitoba's Services Industries – July 2020 Unemployment Rates (%)



Source: Statistics Canada, LFC, Monthly, Unadjusted, Tables 14-10-0022-01

- **Healthcare and social assistance (2.3%), and**
- **Public administration (1.8%).**

The July 2020 unemployment rate for Manitoba's **overall services industry (7%)** is lower than the all industries average of 9.3%.

The following services industries are also below the all industries average:

- **Other services (7.9%),**
- **Retail trade (7.8%)**
- **Professional, scientific and tech services (7%),**
- **Wholesale trade (4.8%),**

## EDW Contacts for Assistance or Inquiries:

- **For Winnipeg businesses looking for help accessing government programs, please reach out to our Yes! Winnipeg Team through our [Help us help you form](#) if you are not sure who to contact on the Y!W team.**
- For general inquires please email [wpginfo@edwinnipeg.com](mailto:wpginfo@edwinnipeg.com).
- For Marketing & Communications Inquiries, please email [marketingandbranding@edwinnipeg.com](mailto:marketingandbranding@edwinnipeg.com).